

QUARTERLY PHYSICAL REPORT OF OPERATION

As of June 30, 2014


Department : **STATE UNIVERSITIES AND COLLEGES**
 Agency : **SURIGAO DEL SUR STATE UNIVERISTY**
 Operating Unit :
 Organization Code (UACS): 08 106 0000000 (D7128)

x	Current Year Appropriations
	Supplemental Appropriations
	Continuing Appropriations
	Off-Budget Account


Particulars	UACS CODE	Physical Targets					Physical Accomplishments					Variance as of April-June	Remarks
		1st Quarter	2nd Quarter	3rd Quarter	4th Quarter	Total	1st Quarter	2nd Quarter	3rd Quarter	4th Quarter	Total		
1	2	3	4	5	6	7	8	9	10	11	12	13	14
Part A													
I. Operations													
MFO 1 - EDUCATION SERVICES													
1. Total number of graduates in mandated and priority programs			1,138			1,138		1,414				24%	
2. Percentage of graduates who finished their academic programs according to the prescribed time frame			51% (1,138/2,231)			51% (1,138/2,231)		66.91% (1,414/2,113)				31%	
3. Percentage (cumulative) of accredited programs to total number of programs		87.5% (7/8)	87.5% (7/8)	52.38% (11/21)		63.33% (19/30)		87.5% (7/8)				On target	
MFO 2 - ADVANCED EDUCATION SERVICES													
1. Total number of graduates in mandated and priority programs			28			22	-	28				27%	
2. Percentage of graduates who engaged in employment or whose employment status improved within 1 year of graduation					95% (21/22)	95% (21/22)	-	-					
3. Percentage of students who rate timeliness of education delivery/supervision as good or better				90% (88/98)		90% (88/98)	-	-					
MFO 3 - RESEARCH SERVICES													
1. Number of research studies completed in the last 3 years			10	10	8	70	2	13				30%	
2. Percentage of research projects conducted or completed on schedule			36% (10/28)	28.57% (8/28)	25% (7/28)	90% (63/70)	7% (2/28)	46% (13/28)				61%	
3. Percentage of outputs presented in local, regional, national or international forums			29% (8/28)	21.42% (6/28)	42.85% (12/28)	88.57% (62/70)	4% (1/28)	36% (10/28)				68%	

MFO 4 TECHNICAL ADVISORY & EXTENSION SERVICES												
1. Number of persons trained weighted by length of training		1800	450	4,050	2,700	9,000	2,580	1,975				338%
2. Percentage of trainees / clients who rate services rendered as good or better		17% (1,530/9,000)	4.25% (383/9,000)	38.24% (3,442/9,000)	25.5% (2,295/9,000)	85% (7,650/9,000)	12% (1,038/9,000)	20% (1,823/9,000)				370%
3. Percentage of persons given training or advisory services who rate timeliness of service delivery as good or better		17% (1,530/9,000)	4.25% (383/9,000)	38.24% (3,442/9,000)	25.5% (2,295/9,000)	85% (7,650/9,000)	12% (1,038/9,000)	21% (1,856/9,000)				490%
II	Projects											
	Targets 1											
	Targets 2											
III.	Automatic Appropriations											
	Special Account in the General Fund (Please specify)											
	MFO 1 - (Description)											
	Performance Indicators(Set1)											
Part B												
	Major Programs/Projects											
	KRA No. 1 - Anti-Corruption, Transparent, Accountable PAP											
	Other Major Programs and Projects PAP											
	Target 2											


Prepared by:


HUSSEIN M. ALAWI
 Planning Officer / AO-V

In coordination with:


EUGENIA R. COSMIANO
 Budget Officer / AO-V

Approved:


FLORIFE O. URBIZTONDO, MPA
 OIC - University President