

SUMMARY OF APPROPRIATIONS, ALLOTMENTS, OBLIGATIONS, DISBURSEMENTS AND BALANCES BY OBJECT OF EXPENDITURES
As of the Quarter Ending March 31, 2017

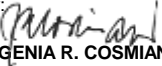
Department : State Universities and Colleges (SUCs) Authorization: 01 - Current Year Appropriations
Agency : Surigao del Sur State University Report Status: PENDING
Operating Unit : N/A
Organization Code (UACS) : 08106000000
Funding Source Code (as clustered) : 01 - Regular Agency Fund


Particulars	UACS CODE	Appropriation			Allotments					Current Year Obligations					Current Year Disbursements					Balances				
		Authorized	Adjust	Adjusted	Allotments	Adjustm	Transfer	Transfer F	Adjusted Total	1st Quarter	2nd Quar	3rd Quar	4th Quart	Total	1st Quarter	2nd Quarter	3rd Quarter	4th Quarter	Total	Unreleas	Unobligated	Unpaid Obligations (15-20) = (23+24)		
		Appropr		Appropri	Receive				Allo	Endir					Endir							Due and	Not Yet Due and Demandable	
1	2	3	4	5=(3+4)	6	7	8	9	10=[(6+(-)7)-8+9]	11	12	13	14	15=(11+12+13+14)	16	17	18	19	20=(16+17+18+19)	21=(5-10)	22=(10-15)	23	24	
I. Agency Specific Budget		0	0	0	0	0	0	0	0	0	0	0	0	0	0	0	0	0	0	0	0	0	0	0
Specific Budgets of National Government	01101101	314,086,000.00	0	314,086,000.00	313,890,000.00	0	0	0	0	313,890,000.00	42,267,748.27	0	0	0	42,267,748.27	42,267,748.26	0	0	0	42,267,748.26	196000	271622252	0	0.01
Personnel Services	0	157,297,000.00	0	157,297,000.00	157,101,000.00	0	0	0	0	157,101,000.00	29,763,685.59	0	0	0	29,763,685.59	29,763,685.58	0	0	0	29,763,685.58	196000	127337314	0	0.01
Salaries and Wages	5010100000	105,695,000.00	0	105,695,000.00	105,695,000.00	0	0	0	0	105,695,000.00	25,001,131.91	0	0	0	25,001,131.91	25,001,131.91	0	0	0	25,001,131.91	0	80693868.1	0	0
Salaries and Wages - Regular	5010101000	104,365,000.00	0	104,365,000.00	104,365,000.00	0	0	0	0	104,365,000.00	25,001,131.91	0	0	0	25,001,131.91	25,001,131.91	0	0	0	25,001,131.91	0	79363868.1	0	0
Basic Salary - Civilian	5010101001	104,365,000.00	0	104,365,000.00	104,365,000.00	0	0	0	0	104,365,000.00	25,001,131.91	0	0	0	25,001,131.91	25,001,131.91	0	0	0	25,001,131.91	0	79363868.1	0	0
Salaries and Wages - Casual/Contract	5010102000	1,330,000.00	0	1,330,000.00	1,330,000.00	0	0	0	0	1,330,000.00	0	0	0	0	0	0	0	0	0	0	0	1330000	0	0
Salaries and Wages - Casual/Contract	5010102000	1,330,000.00	0	1,330,000.00	1,330,000.00	0	0	0	0	1,330,000.00	0	0	0	0	0	0	0	0	0	0	0	1330000	0	0
Other Compensation	5010200000	31,603,000.00	0	31,603,000.00	31,603,000.00	0	0	0	0	31,603,000.00	4,119,575.11	0	0	0	4,119,575.11	4,119,575.11	0	0	0	4,119,575.11	0	27483424.9	0	0
Personal Economic Relief Allowance (PERA) - Civilian	5010201001	7,992,000.00	0	7,992,000.00	7,992,000.00	0	0	0	0	7,992,000.00	1,980,454.40	0	0	0	1,980,454.40	1,980,454.40	0	0	0	1,980,454.40	0	6011545.6	0	0
Representation Allowance (RA)	5010202000	168,000.00	0	168,000.00	168,000.00	0	0	0	0	168,000.00	52,500.00	0	0	0	52,500.00	52,500.00	0	0	0	52,500.00	0	115500	0	0
Representation Allowance (RA)	5010202000	168,000.00	0	168,000.00	168,000.00	0	0	0	0	168,000.00	52,500.00	0	0	0	52,500.00	52,500.00	0	0	0	52,500.00	0	115500	0	0
Transportation Allowance (TA)	5010203000	168,000.00	0	168,000.00	168,000.00	0	0	0	0	168,000.00	52,500.00	0	0	0	52,500.00	52,500.00	0	0	0	52,500.00	0	115500	0	0
Transportation Allowance (TA)	5010203001	168,000.00	0	168,000.00	168,000.00	0	0	0	0	168,000.00	52,500.00	0	0	0	52,500.00	52,500.00	0	0	0	52,500.00	0	115500	0	0
Clothing/Uniform Allowance	5010204000	1,665,000.00	0	1,665,000.00	1,665,000.00	0	0	0	0	1,665,000.00	1,640,000.00	0	0	0	1,640,000.00	1,640,000.00	0	0	0	1,640,000.00	0	25000	0	0
Clothing/Uniform Allowance - Civilian	5010204001	1,665,000.00	0	1,665,000.00	1,665,000.00	0	0	0	0	1,665,000.00	1,640,000.00	0	0	0	1,640,000.00	1,640,000.00	0	0	0	1,640,000.00	0	25000	0	0
Subsistence Allowance (SA)	5010205000	66,000.00	0	66,000.00	66,000.00	0	0	0	0	66,000.00	2,325.00	0	0	0	2,325.00	2,325.00	0	0	0	2,325.00	0	63675	0	0
Subsistence Allowance - Magna Carta	5010205003	66,000.00	0	66,000.00	66,000.00	0	0	0	0	66,000.00	2,325.00	0	0	0	2,325.00	2,325.00	0	0	0	2,325.00	0	63675	0	0
Laundry Allowance (LA)	5010206000	9,000.00	0	9,000.00	9,000.00	0	0	0	0	9,000.00	300.00	0	0	0	300.00	300.00	0	0	0	300.00	0	8700	0	0
Laundry Allowance - Magna Carta Ben	5010206004	9,000.00	0	9,000.00	9,000.00	0	0	0	0	9,000.00	300.00	0	0	0	300.00	300.00	0	0	0	300.00	0	8700	0	0
Honoraria	5010210000	396,000.00	0	396,000.00	396,000.00	0	0	0	0	396,000.00	370,475.46	0	0	0	370,475.46	370,475.46	0	0	0	370,475.46	0	25524.54	0	0
Honoraria - Civilian	5010210001	396,000.00	0	396,000.00	396,000.00	0	0	0	0	396,000.00	370,475.46	0	0	0	370,475.46	370,475.46	0	0	0	370,475.46	0	25524.54	0	0
Hazard Pay (HP)	5010211000	415,000.00	0	415,000.00	415,000.00	0	0	0	0	415,000.00	21,020.25	0	0	0	21,020.25	21,020.25	0	0	0	21,020.25	0	393979.75	0	0
HP - Magna Carta Benefits for Public H	5010211005	415,000.00	0	415,000.00	415,000.00	0	0	0	0	415,000.00	21,020.25	0	0	0	21,020.25	21,020.25	0	0	0	21,020.25	0	393979.75	0	0
Year End Bonus	5010214000	8,697,000.00	0	8,697,000.00	8,697,000.00	0	0	0	0	8,697,000.00	0	0	0	0	0	0	0	0	0	0	0	8697000	0	0
Bonus - Civilian	5010214001	8,697,000.00	0	8,697,000.00	8,697,000.00	0	0	0	0	8,697,000.00	0	0	0	0	0	0	0	0	0	0	0	8697000	0	0
Cash Gift	5010215000	1,665,000.00	0	1,665,000.00	1,665,000.00	0	0	0	0	1,665,000.00	0	0	0	0	0	0	0	0	0	0	0	1665000	0	0
Cash Gift - Civilian	5010215001	1,665,000.00	0	1,665,000.00	1,665,000.00	0	0	0	0	1,665,000.00	0	0	0	0	0	0	0	0	0	0	0	1665000	0	0
Other Bonuses and Allowances	5010299000	10,362,000.00	0	10,362,000.00	10,362,000.00	0	0	0	0	10,362,000.00	0	0	0	0	0	0	0	0	0	0	0	10362000	0	0
Productivity Enhancement Incentive - C	5010299012	1,665,000.00	0	1,665,000.00	1,665,000.00	0	0	0	0	1,665,000.00	0	0	0	0	0	0	0	0	0	0	0	1665000	0	0
Mid-Year Bonus - Civilian	5010299036	8,697,000.00	0	8,697,000.00	8,697,000.00	0	0	0	0	8,697,000.00	0	0	0	0	0	0	0	0	0	0	0	8697000	0	0
Personnel Benefit Contributions	5010300000	1,838,000.00	0	1,838,000.00	1,838,000.00	0	0	0	0	1,838,000.00	547,061.19	0	0	0	547,061.19	547,061.19	0	0	0	547,061.19	0	1290938.81	0	0
Pag-IBIG Contributions	5010302000	399,000.00	0	399,000.00	399,000.00	0	0	0	0	399,000.00	174,392.23	0	0	0	174,392.23	174,392.23	0	0	0	174,392.23	0	224607.77	0	0
Pag-IBIG - Civilian	5010302001	399,000.00	0	399,000.00	399,000.00	0	0	0	0	399,000.00	174,392.23	0	0	0	174,392.23	174,392.23	0	0	0	174,392.23	0	224607.77	0	0
PhilHealth Contributions	5010303000	1,040,000.00	0	1,040,000.00	1,040,000.00	0	0	0	0	1,040,000.00	284,700.00	0	0	0	284,700.00	284,700.00	0	0	0	284,700.00	0	755300	0	0
PhilHealth - Civilian	5010303001	1,040,000.00	0	1,040,000.00	1,040,000.00	0	0	0	0	1,040,000.00	284,700.00	0	0	0	284,700.00	284,700.00	0	0	0	284,700.00	0	755300	0	0
Employees Compensation Insurance P	5010304000	399,000.00	0	399,000.00	399,000.00	0	0	0	0	399,000.00	87,968.96	0	0	0	87,968.96	87,968.96	0	0	0	87,968.96	0	311031.04	0	0
ECIP - Civilian	5010304001	399,000.00	0	399,000.00	399,000.00	0	0	0	0	399,000.00	87,968.96	0	0	0	87,968.96	87,968.96	0	0	0	87,968.96	0	311031.04	0	0
Other Personnel Benefits	5010400000	18,161,000.00	0	18,161,000.00	17,965,000.00	0	0	0	0	17,965,000.00	95,917.38	0	0	0	95,917.38	95,917.37	0	0	0	95,917.37	196000	17869082.6	0	0.01
Terminal Leave Benefits	5010403000	196,000.00	0	196,000.00	0	0	0	0	0	0	0	0	0	0	0	0	0	0	0	0	196000	0	0	0
Terminal Leave Benefits - Civilian	5010403001	196,000.00	0	196,000.00	0	0	0	0	0	0	0	0	0	0	0	0	0	0	0	0	196000	0	0	0
Other Personnel Benefits	5010499000	17,965,000.00	0	17,965,000.00	17,965,000.00	0	0	0	0	17,965,000.00	95,917.38	0	0	0	95,917.38	95,917.37	0	0	0	95,917.37	0	17869082.6	0	0.01
Lump-sum for Filling of Positions - Civil	5010499007	6,849,000.00	0	6,849,000.00	6,849,000.00																			


Traveling Expenses	502010000	5,002,000.00	0	5,002,000.00	5,002,000.00	0	0	0	5,002,000.00	308,966.72	0	0	0	308,966.72	308,966.72	0	0	0	308,966.72	0	4693033.28	0	0
Traveling Expenses - Local	5020101000	5,002,000.00	0	5,002,000.00	5,002,000.00	0	0	0	5,002,000.00	308,966.72	0	0	0	308,966.72	308,966.72	0	0	0	308,966.72	0	4693033.28	0	0
Traveling Expenses - Local	5020101000	5,002,000.00	0	5,002,000.00	5,002,000.00	0	0	0	5,002,000.00	308,966.72	0	0	0	308,966.72	308,966.72	0	0	0	308,966.72	0	4693033.28	0	0
Training and Scholarship Expenses	5020200000	60,187,000.00	0	60,187,000.00	60,187,000.00	0	0	0	60,187,000.00	6,389,365.16	0	0	0	6,389,365.16	6,389,365.16	0	0	0	6,389,365.16	0	53797634.8	0	0
Training Expenses	5020201000	2,690,000.00	0	2,690,000.00	2,690,000.00	0	0	0	2,690,000.00	21,645.16	0	0	0	21,645.16	21,645.16	0	0	0	21,645.16	0	2668354.84	0	0
Training Expenses	5020201002	2,690,000.00	0	2,690,000.00	2,690,000.00	0	0	0	2,690,000.00	21,645.16	0	0	0	21,645.16	21,645.16	0	0	0	21,645.16	0	2668354.84	0	0
Scholarship Grants/Expenses	5020202000	57,497,000.00	0	57,497,000.00	57,497,000.00	0	0	0	57,497,000.00	6,367,720.00	0	0	0	6,367,720.00	6,367,720.00	0	0	0	6,367,720.00	0	51129280	0	0
Scholarship Grants/Expenses	5020202000	57,497,000.00	0	57,497,000.00	57,497,000.00	0	0	0	57,497,000.00	6,367,720.00	0	0	0	6,367,720.00	6,367,720.00	0	0	0	6,367,720.00	0	51129280	0	0
Supplies and Materials Expenses	5020300000	5,380,000.00	0	5,380,000.00	5,380,000.00	0	0	0	5,380,000.00	1,002,160.37	0	0	0	1,002,160.37	1,002,160.37	0	0	0	1,002,160.37	0	4377839.63	0	0
Other Supplies and Materials Expenses	5020399000	5,380,000.00	0	5,380,000.00	5,380,000.00	0	0	0	5,380,000.00	1,002,160.37	0	0	0	1,002,160.37	1,002,160.37	0	0	0	1,002,160.37	0	4377839.63	0	0
Other Supplies and Materials Expenses	5020399000	5,380,000.00	0	5,380,000.00	5,380,000.00	0	0	0	5,380,000.00	1,002,160.37	0	0	0	1,002,160.37	1,002,160.37	0	0	0	1,002,160.37	0	4377839.63	0	0
Utility Expenses	5020400000	3,586,000.00	0	3,586,000.00	3,586,000.00	0	0	0	3,586,000.00	1,168,766.89	0	0	0	1,168,766.89	1,168,766.89	0	0	0	1,168,766.89	0	2417233.11	0	0
Electricity Expenses	5020402000	3,586,000.00	0	3,586,000.00	3,586,000.00	0	0	0	3,586,000.00	1,168,766.89	0	0	0	1,168,766.89	1,168,766.89	0	0	0	1,168,766.89	0	2417233.11	0	0
Electricity Expenses	5020402000	3,586,000.00	0	3,586,000.00	3,586,000.00	0	0	0	3,586,000.00	1,168,766.89	0	0	0	1,168,766.89	1,168,766.89	0	0	0	1,168,766.89	0	2417233.11	0	0
Communication Expenses	5020500000	600,000.00	0	600,000.00	600,000.00	0	0	0	600,000.00	105,266.23	0	0	0	105,266.23	105,266.23	0	0	0	105,266.23	0	494733.77	0	0
Telephone Expenses	5020502000	600,000.00	0	600,000.00	600,000.00	0	0	0	600,000.00	105,266.23	0	0	0	105,266.23	105,266.23	0	0	0	105,266.23	0	494733.77	0	0
Landline	5020502002	600,000.00	0	600,000.00	600,000.00	0	0	0	600,000.00	105,266.23	0	0	0	105,266.23	105,266.23	0	0	0	105,266.23	0	494733.77	0	0
Confidential, Intelligence and Extraordi	5021000000	1,150,000.00	0	1,150,000.00	1,150,000.00	0	0	0	1,150,000.00	27,300.00	0	0	0	27,300.00	27,300.00	0	0	0	27,300.00	0	1122700	0	0
Extraordinary and Miscellaneous Exper	5021003000	1,150,000.00	0	1,150,000.00	1,150,000.00	0	0	0	1,150,000.00	27,300.00	0	0	0	27,300.00	27,300.00	0	0	0	27,300.00	0	1122700	0	0
Extraordinary and Miscellaneous Exper	5021003000	1,150,000.00	0	1,150,000.00	1,150,000.00	0	0	0	1,150,000.00	27,300.00	0	0	0	27,300.00	27,300.00	0	0	0	27,300.00	0	1122700	0	0
Professional Services	5021100000	5,325,000.00	0	5,325,000.00	5,325,000.00	0	0	0	5,325,000.00	931,581.20	0	0	0	931,581.20	931,581.20	0	0	0	931,581.20	0	4393418.8	0	0
Other Professional Services	5021199000	5,325,000.00	0	5,325,000.00	5,325,000.00	0	0	0	5,325,000.00	931,581.20	0	0	0	931,581.20	931,581.20	0	0	0	931,581.20	0	4393418.8	0	0
Other Professional Services	5021199000	5,325,000.00	0	5,325,000.00	5,325,000.00	0	0	0	5,325,000.00	931,581.20	0	0	0	931,581.20	931,581.20	0	0	0	931,581.20	0	4393418.8	0	0
Repairs and Maintenance	5021300000	5,250,000.00	0	5,250,000.00	5,250,000.00	0	0	0	5,250,000.00	431,938.04	0	0	0	431,938.04	431,938.04	0	0	0	431,938.04	0	4818061.96	0	0
Repairs and Maintenance - Other Prop	5021399000	5,250,000.00	0	5,250,000.00	5,250,000.00	0	0	0	5,250,000.00	431,938.04	0	0	0	431,938.04	431,938.04	0	0	0	431,938.04	0	4818061.96	0	0
Other Property, Plant and Equipment	5021399099	5,250,000.00	0	5,250,000.00	5,250,000.00	0	0	0	5,250,000.00	431,938.04	0	0	0	431,938.04	431,938.04	0	0	0	431,938.04	0	4818061.96	0	0
Taxes, Insurance Premiums and Other	5021500000	350,000.00	0	350,000.00	350,000.00	0	0	0	350,000.00	156,197.19	0	0	0	156,197.19	156,197.19	0	0	0	156,197.19	0	193802.81	0	0
Insurance Expenses	5021503000	350,000.00	0	350,000.00	350,000.00	0	0	0	350,000.00	156,197.19	0	0	0	156,197.19	156,197.19	0	0	0	156,197.19	0	193802.81	0	0
Insurance Expenses	5021503000	350,000.00	0	350,000.00	350,000.00	0	0	0	350,000.00	156,197.19	0	0	0	156,197.19	156,197.19	0	0	0	156,197.19	0	193802.81	0	0
Other Maintenance and Operating Exp	5029900000	8,010,000.00	0	8,010,000.00	8,010,000.00	0	0	0	8,010,000.00	1,982,520.88	0	0	0	1,982,520.88	1,982,520.88	0	0	0	1,982,520.88	0	6027479.12	0	0
Advertising Expenses	5029901000	380,000.00	0	380,000.00	380,000.00	0	0	0	380,000.00	0	0	0	0	0	0	0	0	0	0	0	380000	0	0
Advertising Expenses	5029901000	380,000.00	0	380,000.00	380,000.00	0	0	0	380,000.00	0	0	0	0	0	0	0	0	0	0	0	380000	0	0
Printing and Publication Expenses	5029902000	350,000.00	0	350,000.00	350,000.00	0	0	0	350,000.00	107,892.85	0	0	0	107,892.85	107,892.85	0	0	0	107,892.85	0	242107.15	0	0
Printing and Publication Expenses	5029902000	350,000.00	0	350,000.00	350,000.00	0	0	0	350,000.00	107,892.85	0	0	0	107,892.85	107,892.85	0	0	0	107,892.85	0	242107.15	0	0
Representation Expenses	5029903000	3,003,000.00	0	3,003,000.00	3,003,000.00	0	0	0	3,003,000.00	1,567,193.58	0	0	0	1,567,193.58	1,567,193.58	0	0	0	1,567,193.58	0	1435806.42	0	0
Representation Expenses	5029903000	3,003,000.00	0	3,003,000.00	3,003,000.00	0	0	0	3,003,000.00	1,567,193.58	0	0	0	1,567,193.58	1,567,193.58	0	0	0	1,567,193.58	0	1435806.42	0	0
Transportation and Delivery Expenses	5029904000	175,000.00	0	175,000.00	175,000.00	0	0	0	175,000.00	0	0	0	0	0	0	0	0	0	0	0	175000	0	0
Transportation and Delivery Expenses	5029904000	175,000.00	0	175,000.00	175,000.00	0	0	0	175,000.00	0	0	0	0	0	0	0	0	0	0	0	175000	0	0
Rent/Lease Expenses	5029905000	150,000.00	0	150,000.00	150,000.00	0	0	0	150,000.00	4,850.00	0	0	0	4,850.00	4,850.00	0	0	0	4,850.00	0	145150	0	0
Rents - Equipment	5029905004	150,000.00	0	150,000.00	150,000.00	0	0	0	150,000.00	4,850.00	0	0	0	4,850.00	4,850.00	0	0	0	4,850.00	0	145150	0	0
Membership Dues and Contributions to	5029906000	205,000.00	0	205,000.00	205,000.00	0	0	0	205,000.00	20,000.00	0	0	0	20,000.00	20,000.00	0	0	0	20,000.00	0	185000	0	0
Membership Dues and Contributions to	5029906000	205,000.00	0	205,000.00	205,000.00	0	0	0	205,000.00	20,000.00	0	0	0	20,000.00	20,000.00	0	0	0	20,000.00	0	185000	0	0
Subscription Expenses	5029907000	350,000.00	0	350,000.00	350,000.00	0	0	0	350,000.00	3,160.00	0	0	0	3,160.00	3,160.00	0	0	0	3,160.00	0	346840	0	0
Other Subscription Expenses	5029907099	350,000.00	0	350,000.00	350,000.00	0	0	0	350,000.00	3,160.00	0	0	0	3,160.00	3,160.00	0	0	0	3,160.00	0	346840	0	0
Other Maintenance and Operating Exp	5029999000	3,397,000.00	0	3,397,000.00	3,397,000.00	0	0	0	3,397,000.00	279,424.45	0	0	0	279,424.45	279,424.45	0	0	0	279,424.45	0	3117575.55	0	0
Other Maintenance and Operating Exp	5029999099	3,397,000.00	0	3,397,000.00	3,397,000.00	0	0	0	3,397,000.00	279,424.45	0	0	0	279,424.45	279,424.45	0	0	0	279,424.45	0	3117575.55	0	0
Capital Outlays	0	61,949,000.00	0	61,949,000.00	61,949,000.00	0	0	0	61,949,000.00	0	0	0	0	0	0	0	0	0	0	0	61949000	0	0
Property, Plant and Equipment Outlay	5060400000	61,949,000.00	0	61,949,000.00	61,949,000.00	0	0	0	61,949,000.00	0	0	0	0	0	0	0	0	0	0	0	61949000	0	0
Infrastructure Outlay	5060403000	1,000,000.00	0	1,000,000.00	1,000,000.00	0	0	0	1,000,000.00	0	0	0	0	0	0	0	0	0	0	0	1000000	0	0
Water Supply Systems	5060403004	1,000,000.00	0	1,000,000.00	1,000,000.00	0	0	0	1,000,000.00	0	0	0	0	0	0	0	0	0	0	0	1000000	0	0
Buildings and Other Structures	5060404000	56,949,000.00	0	56,949,000.00	56,949,000.00	0	0	0	56,949,000.00	0	0	0	0	0	0	0	0	0	0	0	56949000	0	0
Buildings	5060404001	46,000,000.00	0	46,000,000.00	46,000,000.00	0	0</																

Retirement and Life Insurance Premiur	01104102	12,523,000.00	0	12,523,000.00	0	0	0	0	0	2,991,423.30	0	0	0	2,991,423.30	2,991,423.30	0	0	0	2,991,423.30	1E+07	-2991423.3	0	0
Personnel Services	0	12,523,000.00	0	12,523,000.00	0	0	0	0	0	2,991,423.30	0	0	0	2,991,423.30	2,991,423.30	0	0	0	2,991,423.30	1E+07	-2991423.3	0	0
Personnel Benefit Contributions	5010300000	12,523,000.00	0	12,523,000.00	0	0	0	0	0	2,991,423.30	0	0	0	2,991,423.30	2,991,423.30	0	0	0	2,991,423.30	1E+07	-2991423.3	0	0
Retirement and Life Insurance Premiur	5010301000	12,523,000.00	0	12,523,000.00	0	0	0	0	0	2,991,423.30	0	0	0	2,991,423.30	2,991,423.30	0	0	0	2,991,423.30	1E+07	-2991423.3	0	0
Retirement and Life Insurance Premiur	5010301000	12,523,000.00	0	12,523,000.00	0	0	0	0	0	2,991,423.30	0	0	0	2,991,423.30	2,991,423.30	0	0	0	2,991,423.30	1E+07	-2991423.3	0	0
 	0	0	0	0	0	0	0	0	0	0	0	0	0	0	0	0	0	0	0	0	0	0	0
 	0	0	0	0	0	0	0	0	0	0	0	0	0	0	0	0	0	0	0	0	0	0	0
GRAND TOTAL	0	0	0	0	0	0	0	0	0	0	0	0	0	0	0	0	0	0	0	0	0	0	0
Grand Total	0	326,609,000.00	0	326,609,000.00	313,890,000.00	0	0	0	313,890,000.00	45,259,171.57	0	0	0	45,259,171.57	45,259,171.56	0	0	0	45,259,171.56	1E+07	268630828	0	0.01

This report was generated using the Unified Reporting System

Prepared by: 
EUGENIA R. COSMIANO
 AO V


CAMILO D. MALONG, JR., CPA
 Accountant III

Reviewed by: 
FLORIFE O. URBIZONDO
 Chief Administrative Officer

Approved: 
BACELEDES R. ESTAL, PH. D.
 President II