

SUMMARY OF APPROVED BUDGET, UTILIZATIONS, DISBURSEMENTS AND BALANCES BY OBJECT OF EXPENDITURES
As of the Quarter Ending June 30, 2017

Department : State Universities and Colleges (SUCs)
Agency : Surigao del Sur State University
Operating Unit : N/A
Organization Code (UACS) : 081060000000
Funding Source Code (as clustered) : 05 - Internally Generated Income
Report Status : PENDING


Particulars	UACS CODE	Approved Budget			Budget Utilization					Disbursements					Balances		
		Approved Budget	Adjusted Budget	Adjusted Budget	1st Quarter End	2nd Quarter End	3rd Quarter	4th Quarter	Total	1st Quarter End	2nd Quarter End	3rd Quarter	4th Quarter	Total	Unpaid Util	Unpaid Util	
		3	4	5=[3+(-)4]	6	7	8	9	10=(6+7+8+9)	11	12	13	14	15=(11+12)	16=(5-10)	17	18
Agency Specific Budget	0	0	0	0	0	0	0	0	0	0	0	0	0	0	0	0	0
Personnel Services	0	14057000	0	14057000	3,970,589.77	3,118,352.37	0	0	7,088,942.14	3,970,589.77	3,118,352.37	0	0	7088942	6968058	0	0
Salaries and Wages	5010100000	5012992	0	5012992	319,639.31	500,508.12	0	0	820,147.43	319,639.31	500,508.12	0	0	820147.4	4192845	0	0
Salaries and Wages - Civilian	5010102000	5012992	0	5012992	319,639.31	500,508.12	0	0	820,147.43	319,639.31	500,508.12	0	0	820147.4	4192845	0	0
Salaries and Wages - Other	5010102000	5012992	0	5012992	319,639.31	500,508.12	0	0	820,147.43	319,639.31	500,508.12	0	0	820147.4	4192845	0	0
Other Compensation	5010200000	9044008	0	9044008	3,650,950.46	2,617,844.25	0	0	6,268,794.71	3,650,950.46	2,617,844.25	0	0	6268795	2775213	0	0
Honoraria	5010210000	7488008	0	7488008	3,650,950.46	2,616,314.25	0	0	6,267,264.71	3,650,950.46	2,616,314.25	0	0	6267265	1220743	0	0
Honoraria - Civilian	5010210001	7488008	0	7488008	3,650,950.46	2,616,314.25	0	0	6,267,264.71	3,650,950.46	2,616,314.25	0	0	6267265	1220743	0	0
Cash Gift	5010215000	1556000	0	1556000	0	1,530.00	0	0	1,530.00	0	1,530.00	0	0	1530	1554470	0	0
Cash Gift - Civilian	5010215001	1556000	0	1556000	0	1,530.00	0	0	1,530.00	0	1,530.00	0	0	1530	1554470	0	0
Maintenance and Other	0	53620500	0	53620500	4,640,612.82	8,697,521.49	0	0	13,338,134.31	4,640,612.82	8,697,521.45	0	0	13338134	40282366	0	0.04
Traveling Expenses	5020100000	3263837	0	3263837	660,016.67	1,318,976.62	0	0	1,978,993.29	660,016.67	1,318,976.62	0	0	1978993	1284844	0	0
Traveling Expenses - Local	5020101000	3263837	0	3263837	660,016.67	1,318,976.62	0	0	1,978,993.29	660,016.67	1,318,976.62	0	0	1978993	1284844	0	0
Traveling Expenses - International	5020101000	3263837	0	3263837	660,016.67	1,318,976.62	0	0	1,978,993.29	660,016.67	1,318,976.62	0	0	1978993	1284844	0	0
Training and Scholarship	5020200000	6123677	0	6123677	413,950.00	1,375,341.60	0	0	1,789,291.60	413,950.00	1,375,341.60	0	0	1789292	4334385	0	0
Training Expenses	5020201000	5011055	0	5011055	360,850.00	1,356,341.60	0	0	1,717,191.60	360,850.00	1,356,341.60	0	0	1717192	3293863	0	0
Training Expenses	5020201002	5011055	0	5011055	360,850.00	1,356,341.60	0	0	1,717,191.60	360,850.00	1,356,341.60	0	0	1717192	3293863	0	0
Scholarship Grants/Expenses	5020202000	1112622	0	1112622	53,100.00	19,000.00	0	0	72,100.00	53,100.00	19,000.00	0	0	72100	1040522	0	0
Scholarship Grants/Expenses	5020202000	1112622	0	1112622	53,100.00	19,000.00	0	0	72,100.00	53,100.00	19,000.00	0	0	72100	1040522	0	0
Supplies and Materials	5020300000	5035361	0	5035361	1,042,463.73	901,069.54	0	0	1,943,533.27	1,042,463.73	901,069.54	0	0	1943533	3091828	0	0
Other Supplies and Materials	5020399000	5035361	0	5035361	1,042,463.73	901,069.54	0	0	1,943,533.27	1,042,463.73	901,069.54	0	0	1943533	3091828	0	0
Other Supplies and Materials	5020399000	5035361	0	5035361	1,042,463.73	901,069.54	0	0	1,943,533.27	1,042,463.73	901,069.54	0	0	1943533	3091828	0	0
Utility Expenses	5020400000	5599256	0	5599256	26,523.21	373,302.64	0	0	399,825.85	26,523.21	373,302.64	0	0	399825.9	5199430	0	0
Electricity Expenses	5020402000	5599256	0	5599256	26,523.21	373,302.64	0	0	399,825.85	26,523.21	373,302.64	0	0	399825.9	5199430	0	0
Electricity Expenses	5020402000	5599256	0	5599256	26,523.21	373,302.64	0	0	399,825.85	26,523.21	373,302.64	0	0	399825.9	5199430	0	0
Communication Expenses	5020500000	275270	0	275270	37,138.32	64,735.32	0	0	101,873.64	37,138.32	64,735.49	0	0	101873.8	173396.4	0	-0.17
Telephone Expenses	5020502000	275270	0	275270	37,138.32	64,735.32	0	0	101,873.64	37,138.32	64,735.49	0	0	101873.8	173396.4	0	-0.17
Landline	5020502002	275270	0	275270	37,138.32	64,735.32	0	0	101,873.64	37,138.32	64,735.49	0	0	101873.8	173396.4	0	-0.17
Confidential, Intelligence	5021000000	1553911	0	1553911	0	0	0	0	0	0	0	0	0	0	1553911	0	0
Extraordinary and Miscellaneous	5021003000	1553911	0	1553911	0	0	0	0	0	0	0	0	0	0	1553911	0	0
Extraordinary and Miscellaneous	5021003000	1553911	0	1553911	0	0	0	0	0	0	0	0	0	0	1553911	0	0
Professional Services	5021100000	6837356	0	6837356	498,326.67	2,510,861.81	0	0	3,009,188.48	498,326.67	2,510,861.60	0	0	3009188	3828168	0	0.21

Other Professional Ser	5021199000	6837356	0	6837356	498,326.67	2,510,861.81	0	0	3,009,188.48	498,326.67	2,510,861.60	0	0	3009188	3828168	0	0.21
Other Professional Ser	5021199000	6837356	0	6837356	498,326.67	2,510,861.81	0	0	3,009,188.48	498,326.67	2,510,861.60	0	0	3009188	3828168	0	0.21
Repairs and Maintenan	5021300000	2464614	0	2464614	693,689.46	1,503,811.00	0	0	2,197,500.46	693,689.46	1,503,811.00	0	0	2197500	267113.5	0	0
Repairs and Maintenan	5021399000	2464614	0	2464614	693,689.46	1,503,811.00	0	0	2,197,500.46	693,689.46	1,503,811.00	0	0	2197500	267113.5	0	0
Other Property, Plant a	5021399099	2464614	0	2464614	693,689.46	1,503,811.00	0	0	2,197,500.46	693,689.46	1,503,811.00	0	0	2197500	267113.5	0	0
Taxes, Insurance Prem	5021500000	300000	0	300000	58,421.70	6,000.00	0	0	64,421.70	58,421.70	6,000.00	0	0	64421.7	235578.3	0	0
nsurance Expenses	5021503000	300000	0	300000	58,421.70	6,000.00	0	0	64,421.70	58,421.70	6,000.00	0	0	64421.7	235578.3	0	0
nsurance Expenses	5021503000	300000	0	300000	58,421.70	6,000.00	0	0	64,421.70	58,421.70	6,000.00	0	0	64421.7	235578.3	0	0
Other Maintenance and	5029900000	22167218	0	22167218	1,210,083.06	643,422.96	0	0	1,853,506.02	1,210,083.06	643,422.96	0	0	1853506	20313712	0	0
Advertising Expenses	5029901000	350000	0	350000	0	2,870.00	0	0	2,870.00	0	2,870.00	0	0	2870	347130	0	0
Advertising Expenses	5029901000	350000	0	350000	0	2,870.00	0	0	2,870.00	0	2,870.00	0	0	2870	347130	0	0
Printing and Publicatio	5029902000	475000	0	475000	24,110.00	111,741.80	0	0	135,851.80	24,110.00	111,741.80	0	0	135851.8	339148.2	0	0
Printing and Publicatio	5029902000	475000	0	475000	24,110.00	111,741.80	0	0	135,851.80	24,110.00	111,741.80	0	0	135851.8	339148.2	0	0
Representation Expens	5029903000	5500000	0	5500000	699,590.00	94,316.00	0	0	793,906.00	699,590.00	94,316.00	0	0	793906	4706094	0	0
Representation Expens	5029903000	5500000	0	5500000	699,590.00	94,316.00	0	0	793,906.00	699,590.00	94,316.00	0	0	793906	4706094	0	0
Transportation and De	5029904000	150000	0	150000	6,873.00	29,555.00	0	0	36,428.00	6,873.00	29,555.00	0	0	36428	113572	0	0
Transportation and De	5029904000	150000	0	150000	6,873.00	29,555.00	0	0	36,428.00	6,873.00	29,555.00	0	0	36428	113572	0	0
Rent/Lease Expenses	5029905000	450000	0	450000	22,000.00	107,159.56	0	0	129,159.56	22,000.00	107,159.56	0	0	129159.6	320840.4	0	0
Rents - Equipment	5029905004	450000	0	450000	22,000.00	107,159.56	0	0	129,159.56	22,000.00	107,159.56	0	0	129159.6	320840.4	0	0
Membership Dues and	5029906000	350000	0	350000	147,229.06	0	0	147,229.06	147,229.06	0	0	0	0	147229.1	202770.9	0	0
Membership Dues and	5029906000	350000	0	350000	147,229.06	0	0	147,229.06	147,229.06	0	0	0	0	147229.1	202770.9	0	0
Subscription Expenses	5029907000	275000	0	275000	0	122,600.00	0	0	122,600.00	0	122,600.00	0	0	122600	152400	0	0
Other Subscription Exp	5029907099	275000	0	275000	0	122,600.00	0	0	122,600.00	0	122,600.00	0	0	122600	152400	0	0
Other Maintenance and	5029999000	14617218	0	14617218	310,281.00	175,180.60	0	0	485,461.60	310,281.00	175,180.60	0	0	485461.6	14131756	0	0
Other Maintenance and	5029999099	14617218	0	14617218	310,281.00	175,180.60	0	0	485,461.60	310,281.00	175,180.60	0	0	485461.6	14131756	0	0
Capital Outlays	0	68380100	0	68380100	387,265.00	911,678.00	0	0	1,298,943.00	387,265.00	0	0	0	387265	67081157	0	911678
and Improvements	1060200000	100000	0	100000	16,000.00	313,000.00	0	0	329,000.00	16,000.00	0	0	0	16000	-229000	0	313000
Other Land Improve	1060299000	100000	0	100000	16,000.00	313,000.00	0	0	329,000.00	16,000.00	0	0	0	16000	-229000	0	313000
Other Land Improve	1060299000	100000	0	100000	16,000.00	313,000.00	0	0	329,000.00	16,000.00	0	0	0	16000	-229000	0	313000
Machinery and Equipm	1060500000	0	0	0	0	323,274.00	0	0	323,274.00	0	0	0	0	0	-323274	0	323274
Information and Comm	1060503000	0	0	0	0	323,274.00	0	0	323,274.00	0	0	0	0	0	-323274	0	323274
Information and Comm	1060503000	0	0	0	0	323,274.00	0	0	323,274.00	0	0	0	0	0	-323274	0	323274
Transportation Equipm	1060600000	11900000	0	11900000	0	0	0	0	0	0	0	0	0	0	11900000	0	0
Motor Vehicles	1060601000	11900000	0	11900000	0	0	0	0	0	0	0	0	0	0	11900000	0	0
Motor Vehicles	1060601000	11900000	0	11900000	0	0	0	0	0	0	0	0	0	0	11900000	0	0
Furniture, Fixtures and	1060700000	500000	0	500000	45,460.00	30,000.00	0	0	75,460.00	45,460.00	0	0	0	45460	424540	0	30000
Furniture and Fixtures	1060701000	500000	0	500000	45,460.00	30,000.00	0	0	75,460.00	45,460.00	0	0	0	45460	424540	0	30000
Furniture and Fixtures	1060701000	500000	0	500000	45,460.00	30,000.00	0	0	75,460.00	45,460.00	0	0	0	45460	424540	0	30000
Property, Plant and Eq	5060400000	55880100	0	55880100	325,805.00	245,404.00	0	0	571,209.00	325,805.00	0	0	0	325805	55308891	0	245404
Buildings and Other St	5060404000	50880100	0	50880100	0	0	0	0	0	0	0	0	0	0	50880100	0	0
Buildings	5060404001	5450000	0	5450000	0	0	0	0	0	0	0	0	0	0	5450000	0	0
School Buildings	5060404002	43430100	0	43430100	0	0	0	0	0	0	0	0	0	0	43430100	0	0
Other Structures	5060404099	2000000	0	2000000	0	0	0	0	0	0	0	0	0	0	2000000	0	0
Machinery and Equipm	5060405000	2000000	0	2000000	145,805.00	245,404.00	0	0	391,209.00	145,805.00	0	0	0	145805	1608791	0	245404
Office Equipment	5060405002	1500000	0	1500000	145,805.00	245,404.00	0	0	391,209.00	145,805.00	0	0	0	145805	1108791	0	245404
Ports Equipment	5060405013	500000	0	500000	0	0	0	0	0	0	0	0	0	0	500000	0	0

Other Property Plant a	5060409000	3000000	0	3000000	180,000.00	0	0	0	180,000.00	180,000.00	0	0	0	180000	2820000	0	0
Other Property, Plant a	5060409099	3000000	0	3000000	180,000.00	0	0	0	180,000.00	180,000.00	0	0	0	180000	2820000	0	0


This report was generated using the Unified Reporting System on 27/07/2017 19:57

Prepared by:



EUGENIA R. COSMIANO
 AOV/Budget Officer


CAMILO D. MALONG, JR., CPA
 Accountant III

Reviewed by:


FLORIFE O. URBIZTONDO, DPA
 Vice Pres. for Admin & Finance

Approved:


BACELEDES R. ESTAL, PH. D.
 President II