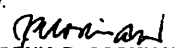






PS		116,000.00		116,000.00	116,000.00			116,000.00	3,000.00			3,000.00	3,000.00				3,000.00				
MOOE		5,881,000.00		5,881,000.00	5,881,000.00			5,881,000.00	169,830.00			169,830.00	169,830.00				169,830.00				
OO : Community engagement increased	3300000000000000	5,296,000.00		5,296,000.00	5,296,000.00			5,296,000.00													
TECHNICAL ADVISORY EXTENSION PROGRAM	3301000000000000	5,296,000.00		5,296,000.00	5,296,000.00			5,296,000.00													
Provision of Extension Services	330100100001000	5,296,000.00		5,296,000.00	5,296,000.00			5,296,000.00													
PS		116,000.00		116,000.00	116,000.00			116,000.00	24,000.00			24,000.00	24,000.00				24,000.00				
MOOE		5,180,000.00		5,180,000.00	5,180,000.00			5,180,000.00													
Sub-Total, Agency-Specific		272,088,000.00		272,088,000.00	255,897,000.00			255,897,000.00													
PS		180,992,000.00		180,992,000.00	144,801,000.00			144,801,000.00													
MOOE		51,135,000.00		51,135,000.00	51,135,000.00			51,135,000.00													
CO		59,961,000.00		59,961,000.00	59,961,000.00			59,961,000.00													
II. Automatic Appropriations																					
Retirement and Life Insurance P	01104102	13,067,000.00		13,067,000.00	13,067,000.00			13,067,000.00	4,063,010.67			4,063,010.67	4,063,010.67				4,063,010.67				
Personnel Services	0	13,067,000.00		13,067,000.00	13,067,000.00			13,067,000.00	4,063,010.67			4,063,010.67	4,063,010.67				4,063,010.67				
Personnel Benefit Contributions	5010300000	13,067,000.00		13,067,000.00	13,067,000.00			13,067,000.00	4,063,010.67			4,063,010.67	4,063,010.67				4,063,010.67				
Retirement and Life Insurance P	5010301000	13,067,000.00		13,067,000.00	13,067,000.00			13,067,000.00	4,063,010.67			4,063,010.67	4,063,010.67				4,063,010.67				
Retirement and Life Insurance P	5010301000	13,067,000.00		13,067,000.00	13,067,000.00			13,067,000.00	4,063,010.67			4,063,010.67	4,063,010.67				4,063,010.67				
Prior Years-Accounts Payable																					
Training and Scholarship Expenses		6,112,000.00		6,112,000.00	6,112,000.00			6,112,000.00				6,112,000.00	5,734,534.05				5,734,534.05				
<b>GRAND TOTAL</b>		<b>288,168,000.00</b>		<b>288,168,000.00</b>	<b>268,964,000.00</b>			<b>268,964,000.00</b>	<b>60,090,034.78</b>			<b>60,090,034.78</b>	<b>69,712,568.83</b>				<b>69,712,568.83</b>				
PS		174,059,000.00		174,059,000.00	157,868,000.00			157,868,000.00	43,824,212.87			43,824,212.87	43,824,212.87				43,824,212.87				
MOOE		51,135,000.00		51,135,000.00	51,135,000.00			51,135,000.00	6,525,478.22			6,525,478.22	6,525,478.22				6,525,478.22				
Fin Ex																					
CO		59,961,000.00		59,961,000.00	59,961,000.00			59,961,000.00	3,828,343.69			3,828,343.69	3,828,343.69				3,828,343.69				

This report was generated using the Unified Reporting System on 14/04/2018 14:11

Prepared by:  
  
**EUGENIA R. COSMIANO**  
 AOV/Budget Officer

Reviewed by:  
  
**CAMILO B. MALONG, JR., CPA**  
 Accountant III

Reviewed by:  
  
**FLORIFE D. URBIZTONDO, DPA**  
 Vice Pres. for Admin & Finance

Approved:  
  
**BACELEDES R. ESTAL, PH. D.**  
 President II