

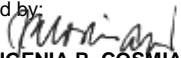
STATEMENT OF APPROPRIATIONS, ALLOTMENTS, OBLIGATIONS, DISBURSEMENTS AND BALANCES
As of the Quarter Ending March 31, 2017


Department : State Universities and Colleges (SUCs) Authorization:01 - Current Year Appropriations
 Agency : Surigao del Sur State University Report Status:PENDING
 Operating Unit : N/A
 Organization Code (UACS) : 081060000000
 Funding Source Code (as clustered): 01 - Regular Agency Fund
 (e.g. Fund Cluster: 101,102, 151)


Particulars	UACS COD	Appropriation				Allotments					Current Year Obligations					Current Year Disbursements					Balances			
		Authorized Appropriation	Adjusted	Adjusted Appropriation	Allotments Received	Adjusted	Transf	Transfer	Adjusted Total Allot	1st Quarter Endin	2nd Q	3rd Q	4th Qu	Total	1st Quarter Endin	2nd Qu	3rd Qua	4th Quart	Total	Unreleased Appro	Unobligated Allotm	Unpaid Obligations (15-20) = (23+24)		
				5=(3+4)	6	7	8	9	10=[(6+(-)7)-8+9]	11	12	13	14	15=(11+12+13+14)	16	17	18	19	20=(16+17+18+19)	21=(5-10)	22=(10-15)	23	24	
I. Agency Specific Budget		0	0	0	0	0	0	0	0	0	0	0	0	0	0	0	0	0	0	0	0	0	0	
Specific Budgets of National Government	01101101	0	0	0	0	0	0	0	0	0	0	0	0	0	0	0	0	0	0	0	0	0	0	
General Administration and Support	000000000	63,227,000.00	0	63,227,000.00	45,818,000.00	0	0	0	45,818,000.00	11,090,369.85	0	0	0	11,090,369.85	11,090,369.85	0	0	0	11,090,369.85	17,409,000.00	34,727,630.15	0	0	
General Management and Supervision	1000100000	45,327,000.00	0	45,327,000.00	45,327,000.00	0	0	0	45,327,000.00	11,090,369.85	0	0	0	11,090,369.85	11,090,369.85	0	0	0	11,090,369.85	0	34,236,630.15	0	0	
PS		32,819,000.00	0	32,819,000.00	32,819,000.00	0	0	0	32,819,000.00	9,505,331.51	0	0	0	9,505,331.51	9,505,331.51	0	0	0	9,505,331.51	0	23,313,668.49	0	0	
MOOE		12,508,000.00	0	12,508,000.00	12,508,000.00	0	0	0	12,508,000.00	1,585,038.34	0	0	0	1,585,038.34	1,585,038.34	0	0	0	1,585,038.34	0	10,922,961.66	0	0	
Administration of Personnel Benefits	000200000	17,900,000.00	0	17,900,000.00	491,000.00	0	0	0	491,000.00	0	0	0	0	0	0	0	0	0	0	17,409,000.00	491,000.00	0	0	
PS		17,900,000.00	0	17,900,000.00	491,000.00	0	0	0	491,000.00	0	0	0	0	0	0	0	0	0	0	17,409,000.00	491,000.00	0	0	
Operations	000000000	188,910,000.00	0	188,910,000.00	188,910,000.00	0	0	0	188,910,000.00	31,177,378.42	0	0	0	31,177,378.42	31,177,378.42	0	0	0	31,177,378.42	0	157,732,621.58	0	0	
MFO 1: HIGHER EDUCATION SERVICES	001000000	182,726,000.00	0	182,726,000.00	182,726,000.00	0	0	0	182,726,000.00	30,756,503.42	0	0	0	30,756,503.42	30,756,503.42	0	0	0	30,756,503.42	0	151,969,496.58	0	0	
Provision of Higher Education Services	0010200000	182,726,000.00	0	182,726,000.00	182,726,000.00	0	0	0	182,726,000.00	30,756,503.42	0	0	0	30,756,503.42	30,756,503.42	0	0	0	30,756,503.42	0	151,969,496.58	0	0	
PS		106,182,000.00	0	106,182,000.00	106,182,000.00	0	0	0	106,182,000.00	20,159,504.08	0	0	0	20,159,504.08	20,159,504.08	0	0	0	20,159,504.08	0	86,022,495.92	0	0	
MOOE		76,544,000.00	0	76,544,000.00	76,544,000.00	0	0	0	76,544,000.00	10,596,999.34	0	0	0	10,596,999.34	10,596,999.34	0	0	0	10,596,999.34	0	65,947,000.66	0	0	
MFO 2: ADVANCED EDUCATION SERVICES	002000000	751,000.00	0	751,000.00	751,000.00	0	0	0	751,000.00	86,850.00	0	0	0	86,850.00	86,850.00	0	0	0	86,850.00	0	664,150.00	0	0	
Provision of Advanced Education Services	0020100000	751,000.00	0	751,000.00	751,000.00	0	0	0	751,000.00	86,850.00	0	0	0	86,850.00	86,850.00	0	0	0	86,850.00	0	664,150.00	0	0	
PS		164,000.00	0	164,000.00	164,000.00	0	0	0	164,000.00	83,850.00	0	0	0	83,850.00	83,850.00	0	0	0	83,850.00	0	80,150.00	0	0	
MOOE		587,000.00	0	587,000.00	587,000.00	0	0	0	587,000.00	3,000.00	0	0	0	3,000.00	3,000.00	0	0	0	3,000.00	0	584,000.00	0	0	
CO		0	0	0	0	0	0	0	0	0	0	0	0	0	0	0	0	0	0	0	0	0	0	
MFO 3: RESEARCH SERVICES	003000000	2,821,000.00	0	2,821,000.00	2,821,000.00	0	0	0	2,821,000.00	250,260.00	0	0	0	250,260.00	250,260.00	0	0	0	250,260.00	0	2,570,740.00	0	0	
Conduct of Research Services	0030100000	2,821,000.00	0	2,821,000.00	2,821,000.00	0	0	0	2,821,000.00	250,260.00	0	0	0	250,260.00	250,260.00	0	0	0	250,260.00	0	2,570,740.00	0	0	
PS		116,000.00	0	116,000.00	116,000.00	0	0	0	116,000.00	15,000.00	0	0	0	15,000.00	15,000.00	0	0	0	15,000.00	0	101,000.00	0	0	
MOOE		2,705,000.00	0	2,705,000.00	2,705,000.00	0	0	0	2,705,000.00	235,260.00	0	0	0	235,260.00	235,260.00	0	0	0	235,260.00	0	2,469,740.00	0	0	
MFO 4: TECHNICAL ADVISORY SERVICES	004000000	2,612,000.00	0	2,612,000.00	2,612,000.00	0	0	0	2,612,000.00	83,765.00	0	0	0	83,765.00	83,765.00	0	0	0	83,765.00	0	2,528,235.00	0	0	
Provision of Extension Services	0040100000	2,612,000.00	0	2,612,000.00	2,612,000.00	0	0	0	2,612,000.00	83,765.00	0	0	0	83,765.00	83,765.00	0	0	0	83,765.00	0	2,528,235.00	0	0	
PS		116,000.00	0	116,000.00	116,000.00	0	0	0	116,000.00	0	0	0	0	0	0	0	0	0	0	0	116,000.00	0	0	
MOOE		2,496,000.00	0	2,496,000.00	2,496,000.00	0	0	0	2,496,000.00	83,765.00	0	0	0	83,765.00	83,765.00	0	0	0	83,765.00	0	2,412,235.00	0	0	
Locally-Funded Projects	000000000	61,949,000.00	0	61,949,000.00	61,949,000.00	0	0	0	61,949,000.00	0	0	0	0	0	0	0	0	0	0	0	61,949,000.00	0	0	
Buildings and Other Structures	001000000	61,949,000.00	0	61,949,000.00	61,949,000.00	0	0	0	61,949,000.00	0	0	0	0	0	0	0	0	0	0	0	61,949,000.00	0	0	
School Buildings	0010100000	54,949,000.00	0	54,949,000.00	54,949,000.00	0	0	0	54,949,000.00	0	0	0	0	0	0	0	0	0	0	0	54,949,000.00	0	0	
Center on Research and Aquaculture	0010100007	9,000,000.00	0	9,000,000.00	9,000,000.00	0	0	0	9,000,000.00	0	0	0	0	0	0	0	0	0	0	0	9,000,000.00	0	0	
CO		9,000,000.00	0	9,000,000.00	9,000,000.00	0	0	0	9,000,000.00	0	0	0	0	0	0	0	0	0	0	0	9,000,000.00	0	0	
Training Center for Organic Farming	0010100008	9,000,000.00	0	9,000,000.00	9,000,000.00	0	0	0	9,000,000.00	0	0	0	0	0	0	0	0	0	0	0	9,000,000.00	0	0	
CO		9,000,000.00	0	9,000,000.00	9,000,000.00	0	0	0	9,000,000.00	0	0	0	0	0	0	0	0	0	0	0	9,000,000.00	0	0	
Construction of Slope Protection for	0010100009	1,000,000.00	0	1,000,000.00	1,000,000.00	0	0	0	1,000,000.00	0	0	0	0	0	0	0	0	0	0	0	1,000,000.00	0	0	
CO		1,000,000.00	0	1,000,000.00	1,000,000.00	0	0	0	1,000,000.00	0	0	0	0	0	0	0	0	0	0	0	1,000,000.00	0	0	
HRM Building	0010100010	7,000,000.00	0	7,000,000.00	7,000,000.00	0	0	0	7,000,000.00	0	0	0	0	0	0	0	0	0	0	0	7,000,000.00	0	0	
CO		7,000,000.00	0	7,000,000.00	7,000,000.00	0	0	0	7,000,000.00	0	0	0	0	0	0	0	0	0	0	0	7,000,000.00	0	0	
Student Dormitory Building	0010100011	21,000,000.00	0	21,000,000.00	21,000,000.00	0	0	0	21,000,000.00	0	0	0	0	0	0	0	0	0	0	0	21,000,000.00	0	0	
CO		21,000,000.00	0	21,000,000.00	21,000,000.00	0	0	0	21,000,000.00	0	0	0	0	0	0	0	0	0	0	0	21,000,000.00	0	0	
Resource Learning Center	0010100012	1,000,000.00	0	1,000,000.00	1,000,000.00	0	0	0	1,000,000.00	0	0	0	0	0	0	0	0	0	0	0	1,000,000.00	0	0	
CO		1,000,000.00	0	1,000,000.00	1,000,000.00	0	0	0	1,000,000.00	0	0	0	0	0	0	0	0	0	0	0	1,000,000.00	0	0	
Campus Concrete Road	0010100013	3,000,000.00	0	3,000,000.00	3,000,000.00	0	0	0	3,000,000.00	0	0	0	0	0	0	0	0	0	0	0	3,000,000.00	0	0	

CO	0	3,000,000.00	0	3,000,000.00	3,000,000.00	0	0	0	3,000,000.00	0	0	0	0	0	0	0	0	0	0	3,000,000.00	0	0	0
Installation of Water System	#010100014	1,000,000.00	0	1,000,000.00	1,000,000.00	0	0	0	1,000,000.00	0	0	0	0	0	0	0	0	0	0	1,000,000.00	0	0	0
CO	0	1,000,000.00	0	1,000,000.00	1,000,000.00	0	0	0	1,000,000.00	0	0	0	0	0	0	0	0	0	0	1,000,000.00	0	0	0
Construction of Inter-College Cover	#010100015	2,000,000.00	0	2,000,000.00	2,000,000.00	0	0	0	2,000,000.00	0	0	0	0	0	0	0	0	0	0	2,000,000.00	0	0	0
CO	0	2,000,000.00	0	2,000,000.00	2,000,000.00	0	0	0	2,000,000.00	0	0	0	0	0	0	0	0	0	0	2,000,000.00	0	0	0
Completion of Computer Laborator	#010100016	949,000.00	0	949,000.00	949,000.00	0	0	0	949,000.00	0	0	0	0	0	0	0	0	0	0	949,000.00	0	0	0
CO	0	949,000.00	0	949,000.00	949,000.00	0	0	0	949,000.00	0	0	0	0	0	0	0	0	0	0	949,000.00	0	0	0
Multipurpose/Facilities	#010300000	7,000,000.00	0	7,000,000.00	7,000,000.00	0	0	0	7,000,000.00	0	0	0	0	0	0	0	0	0	0	7,000,000.00	0	0	0
Construction of Cultural Arts Cente	#010300001	2,000,000.00	0	2,000,000.00	2,000,000.00	0	0	0	2,000,000.00	0	0	0	0	0	0	0	0	0	0	2,000,000.00	0	0	0
CO	0	2,000,000.00	0	2,000,000.00	2,000,000.00	0	0	0	2,000,000.00	0	0	0	0	0	0	0	0	0	0	2,000,000.00	0	0	0
Construction and/or Rehabilitation	#010300002	1,500,000.00	0	1,500,000.00	1,500,000.00	0	0	0	1,500,000.00	0	0	0	0	0	0	0	0	0	0	1,500,000.00	0	0	0
CO	0	1,500,000.00	0	1,500,000.00	1,500,000.00	0	0	0	1,500,000.00	0	0	0	0	0	0	0	0	0	0	1,500,000.00	0	0	0
Repair and Improvement of Structu	#010300003	3,500,000.00	0	3,500,000.00	3,500,000.00	0	0	0	3,500,000.00	0	0	0	0	0	0	0	0	0	0	3,500,000.00	0	0	0
CO	0	3,500,000.00	0	3,500,000.00	3,500,000.00	0	0	0	3,500,000.00	0	0	0	0	0	0	0	0	0	0	3,500,000.00	0	0	0
Sub-Total, Agency-Specific	0	314,086,000.00	0	314,086,000.00	296,677,000.00	0	0	0	296,677,000.00	42,267,748.27	0	0	0	42,267,748.27	42,267,748.27	0	0	0	42,267,748.27	17,409,000.00	254,409,251.73	0	0
PS	0	157,297,000.00	0	157,297,000.00	139,888,000.00	0	0	0	139,888,000.00	29,763,685.59	0	0	0	29,763,685.59	29,763,685.59	0	0	0	29,763,685.59	17,409,000.00	110,124,314.41	0	0
MOOE	0	94,840,000.00	0	94,840,000.00	94,840,000.00	0	0	0	94,840,000.00	12,504,062.68	0	0	0	12,504,062.68	12,504,062.68	0	0	0	12,504,062.68	0	82,335,937.32	0	0
Fin Ex	0	0	0	0	0	0	0	0	0	0	0	0	0	0	0	0	0	0	0	0	0	0	0
CO	0	61,949,000.00	0	61,949,000.00	61,949,000.00	0	0	0	61,949,000.00	0	0	0	0	0	0	0	0	0	0	61,949,000.00	0	0	0
II. Automatic Appropriations	0	0	0	0	0	0	0	0	0	0	0	0	0	0	0	0	0	0	0	0	0	0	0
Retirement and Life Insurance Pre	01104102	0	0	0	0	0	0	0	0	0	0	0	0	0	0	0	0	0	0	0	0	0	0
General Administration and Supp	000000000	2,779,000.00	0	2,779,000.00	2,779,000.00	0	0	0	2,779,000.00	688,027.36	0	0	0	688,027.36	688,027.36	0	0	0	688,027.36	0	2,090,972.64	0	0
General Management and Supervi	000100000	2,779,000.00	0	2,779,000.00	2,779,000.00	0	0	0	2,779,000.00	688,027.36	0	0	0	688,027.36	688,027.36	0	0	0	688,027.36	0	2,090,972.64	0	0
PS	0	2,779,000.00	0	2,779,000.00	2,779,000.00	0	0	0	2,779,000.00	688,027.36	0	0	0	688,027.36	688,027.36	0	0	0	688,027.36	0	2,090,972.64	0	0
Operations	000000000	9,744,000.00	0	9,744,000.00	9,744,000.00	0	0	0	9,744,000.00	2,303,395.94	0	0	0	2,303,395.94	2,303,395.94	0	0	0	2,303,395.94	0	7,440,604.06	0	0
MFO 1: HIGHER EDUCATION SER	010000000	9,744,000.00	0	9,744,000.00	9,744,000.00	0	0	0	9,744,000.00	2,303,395.94	0	0	0	2,303,395.94	2,303,395.94	0	0	0	2,303,395.94	0	7,440,604.06	0	0
Provision of Higher Education Ser	010200000	9,744,000.00	0	9,744,000.00	9,744,000.00	0	0	0	9,744,000.00	2,303,395.94	0	0	0	2,303,395.94	2,303,395.94	0	0	0	2,303,395.94	0	7,440,604.06	0	0
PS	0	9,744,000.00	0	9,744,000.00	9,744,000.00	0	0	0	9,744,000.00	2,303,395.94	0	0	0	2,303,395.94	2,303,395.94	0	0	0	2,303,395.94	0	7,440,604.06	0	0
Sub-Total, Automatic Appropriat	0	12,523,000.00	0	12,523,000.00	12,523,000.00	0	0	0	12,523,000.00	2,991,423.30	0	0	0	2,991,423.30	2,991,423.30	0	0	0	2,991,423.30	0	9,531,576.70	0	0
PS	0	12,523,000.00	0	12,523,000.00	12,523,000.00	0	0	0	12,523,000.00	2,991,423.30	0	0	0	2,991,423.30	2,991,423.30	0	0	0	2,991,423.30	0	9,531,576.70	0	0
MOOE	0	0	0	0	0	0	0	0	0	0	0	0	0	0	0	0	0	0	0	0	0	0	0
Fin Ex	0	0	0	0	0	0	0	0	0	0	0	0	0	0	0	0	0	0	0	0	0	0	0
CO	0	0	0	0	0	0	0	0	0	0	0	0	0	0	0	0	0	0	0	0	0	0	0
III. Special Purpose Fund	0	0	0	0	0	0	0	0	0	0	0	0	0	0	0	0	0	0	0	0	0	0	0
Sub-Total, SPF	0	0	0	0	0	0	0	0	0	0	0	0	0	0	0	0	0	0	0	0	0	0	0
PS	0	0	0	0	0	0	0	0	0	0	0	0	0	0	0	0	0	0	0	0	0	0	0
MOOE	0	0	0	0	0	0	0	0	0	0	0	0	0	0	0	0	0	0	0	0	0	0	0
Fin Ex	0	0	0	0	0	0	0	0	0	0	0	0	0	0	0	0	0	0	0	0	0	0	0
CO	0	0	0	0	0	0	0	0	0	0	0	0	0	0	0	0	0	0	0	0	0	0	0
GRAND TOTAL	0	326,609,000.00	0	326,609,000.00	309,200,000.00	0	0	0	309,200,000.00	45,259,171.57	0	0	0	45,259,171.57	45,259,171.57	0	0	0	45,259,171.57	17,409,000.00	263,940,828.43	0	0
PS	0	169,820,000.00	0	169,820,000.00	152,411,000.00	0	0	0	152,411,000.00	32,755,108.89	0	0	0	32,755,108.89	32,755,108.89	0	0	0	32,755,108.89	17,409,000.00	119,655,891.11	0	0
MOOE	0	94,840,000.00	0	94,840,000.00	94,840,000.00	0	0	0	94,840,000.00	12,504,062.68	0	0	0	12,504,062.68	12,504,062.68	0	0	0	12,504,062.68	0	82,335,937.32	0	0
Fin Ex	0	0	0	0	0	0	0	0	0	0	0	0	0	0	0	0	0	0	0	0	0	0	0
CO	0	61,949,000.00	0	61,949,000.00	61,949,000.00	0	0	0	61,949,000.00	0	0	0	0	0	0	0	0	0	0	61,949,000.00	0	0	0

This report was generated using the Unified Reporting System

Prepared by:

EUGENIA R. COSMIANO
 AO V


CAMILO D. MALONG, JR., CPA
 Accountant III

Reviewed by:

FLORIFE O. URBIZONDO
 Chief Administrative Officer

Approved:

BACELEDES R. ESTAL, PH. D.
 President II